

Aesculap[®] CranioFix[®] PEEK

Cranial fixation system. Instrument- & artifact-free



Aesculap Neurosurgery

Aesculap® CranioFix® PEEK

The clever, instrument-free fixation system for cranial bone flaps.

What's really important to you?

Do you need a bone flap fixation system that is **artifact-free**?


Would you like to avoid using **titanium** or any **absorbable implant material**?

Do you value **instrument-free** handling?

Are you looking for a cost-efficient solution that guarantees **reliable and straightforward fixation**?

Then CranioFix® PEEK is the **perfect choice** for you!

CranioFix® PEEK is made of PEEK, a medically-approved implant polymer, and **meets all of your needs.**



Artifact-free:

CranioFix® PEEK does not cause artifacts or interference in postoperative diagnostic imaging.

Instrument-free handling:

All CranioFix® PEEK product components are single-use only. Instruments are not required, and there are no reprocessing costs.

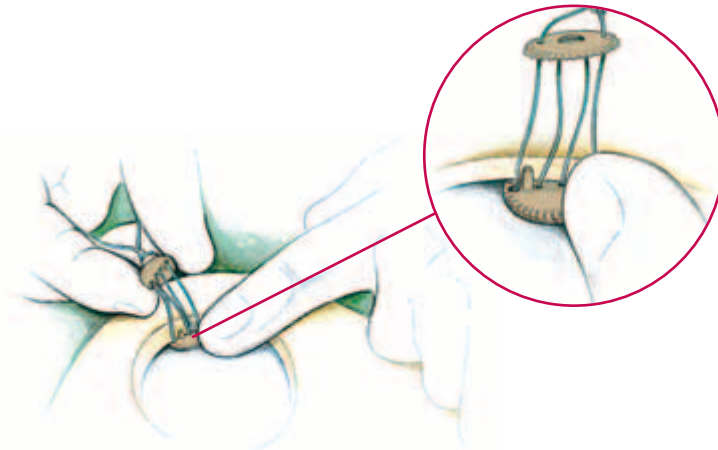
Cost-effective:

CranioFix® PEEK is the cost-effective alternative to absorbable materials when carrying out cranial bone flap fixation.

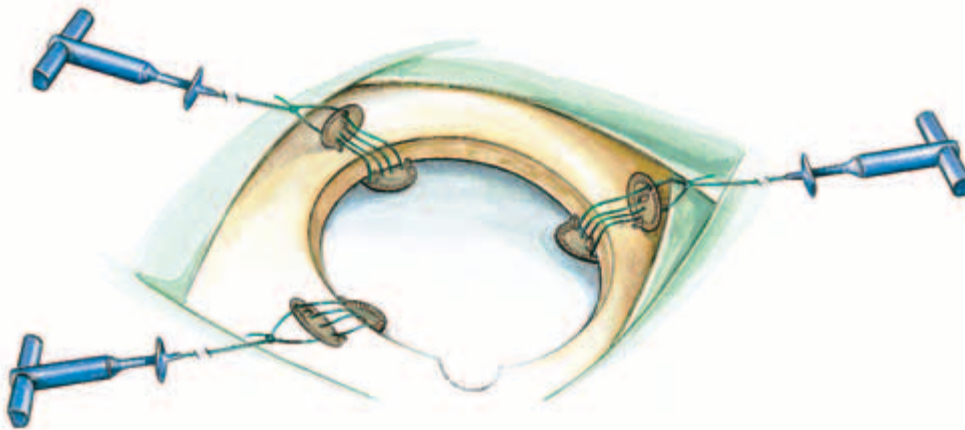
Reliable and straightforward fixation:

CranioFix® PEEK facilitates reproducible fixation with a defined clamping force. The thin implant surface is atraumatic.

1. Position the implants

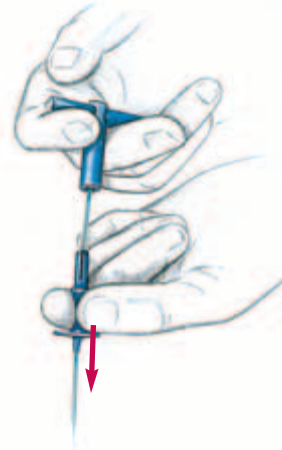


Place the lower disk between the dura and the skull.



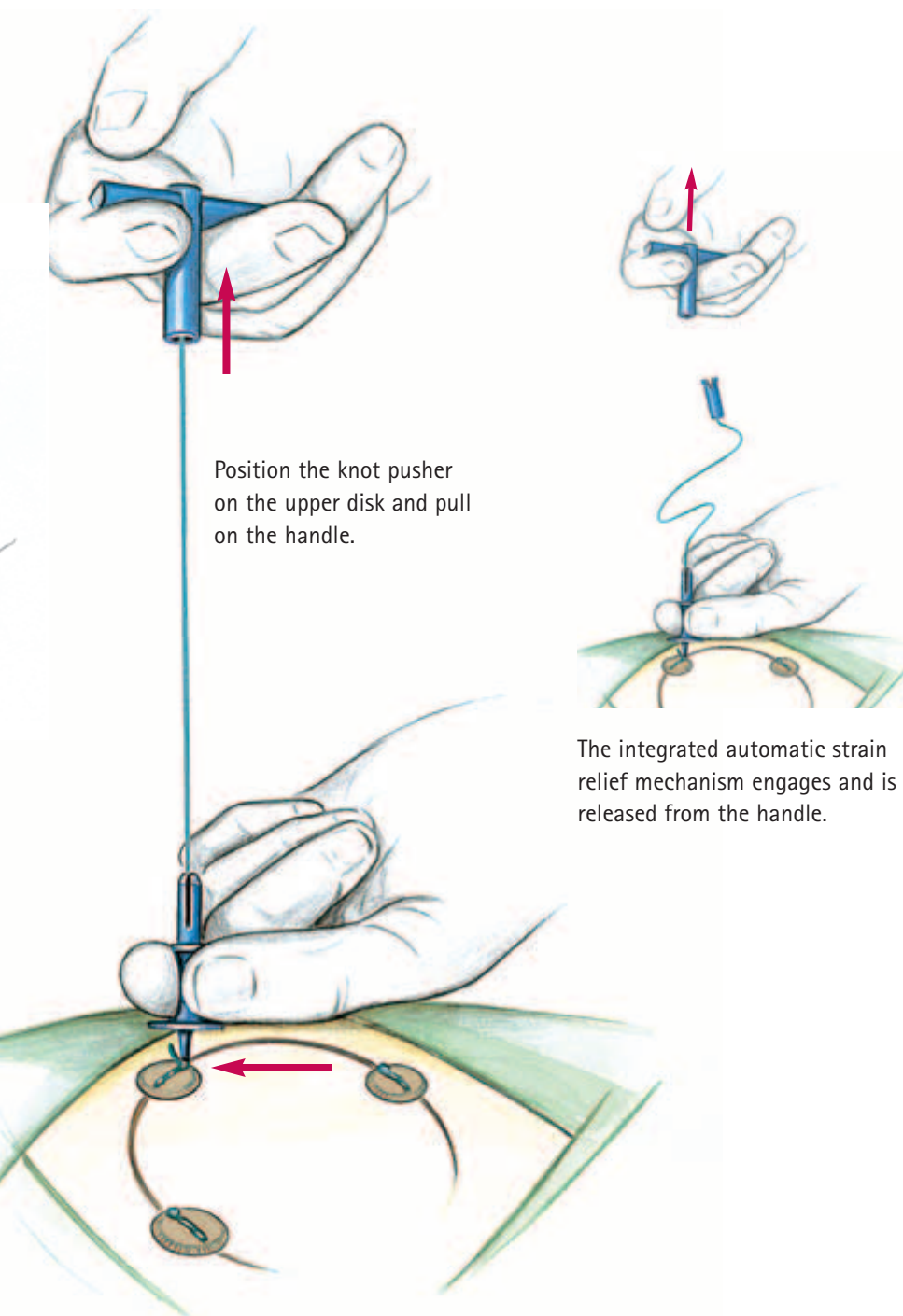
Lay the handle and the upper disk next to the craniotomy and replace the bone flap in the original position.

2. Pull the handle

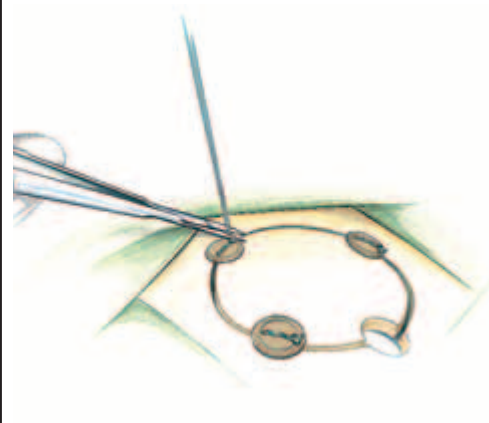


Release the knot pusher from the handle.

The application – simple and fast.



3. Cut the suture



Tie a knot and cut off the ends of the sutures.

For more information on the application, consult the instructions for use included with the product.

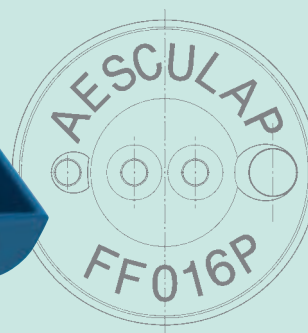
The result – reliable and safe.



Handle



Ordering details



FF016P

CranioFix® PEEK
Ø11 mm, box of 6

Integrated automatic
strain relief mechanism



Knot pusher



Self-closing knot



Chain-block
fixation mechanism


Implant



CranioFix® PEEK packaging

The practical dispenser box has an opening on the side to allow access to the packages; this provides for space-saving storage. The dispenser box contains 6 individual CranioFix® PEEK in sterile double packaging.





Aesculap AG | Am Aesculap-Platz | 78532 Tuttlingen | Germany
Phone +49 074 61 95-0 | Fax +49 074 61 95-26 00 | www.aesculap.com

Aesculap – a B. Braun company

The main product mark 'Aesculap' and the product mark CranioFix PEEK are registered marks of Aesculap AG.

All rights reserved. Technical alterations are possible. This leaflet may be used in no way whatsoever other than for the offering, buying and selling of our products.
No part may be copied or reproduced in any form. In the case of misuse we retain the right to recall our catalogues and pricelists and to take legal action.

Brochure No. C84102

0610/1/1